

**COMMERCIAL
KENNELS
for dogs**



Dog Approved Housing



Welcome...

Your dogs are important. You understand the needs and time that is needed to grow healthy and happy puppies.

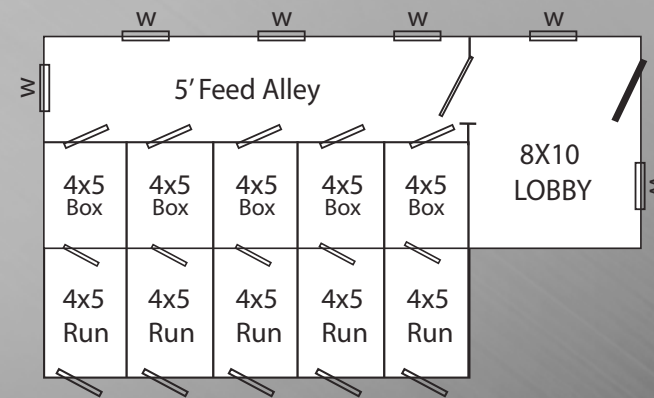

We want to aid you in providing the best housing possible for your dogs and puppies.

Caring well for each dog is time consuming and we have developed systems and layouts that save time for you and provide safer and healthier housing for the dogs.

From easy wash surfaces, heated floors and air conditioning, to easy watering systems, we have what you need for your dogs.

Custom kennels are another of our specialties. We know that everyone has unique needs and we cater to making the kennel work for you.

Our craftsmanship and quality construction will provide years of performance and satisfaction.



Elite

10x28 Kennel

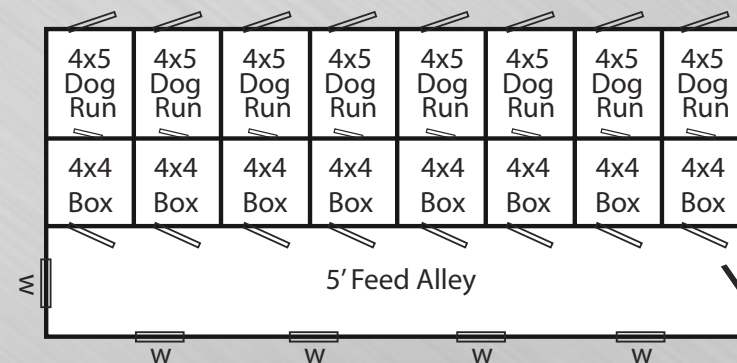
- 3' Overhang
- 8x10 Lobby
- Weatherwood Shingles

Shown with optional 11 lite arch door, sage vinyl siding, wood trim package, welded wire panels





14x32 8-Box Kennel • Board & Batten Siding • Red Paint • White Trim • Bronze Metal Roof Shown with optional Metal Roof, Painted Trim, Drains, 24x36 Windows & 24" Dog Door



14x32 Kennel

- Tan Siding
- Brown Trim
- Walnut Brown Shingles



Shown with optional vinyl siding, raised panel shutters, A-C unit, gable vent, exhaust fan, raised floor, welded wire panels, and exterior wash down.



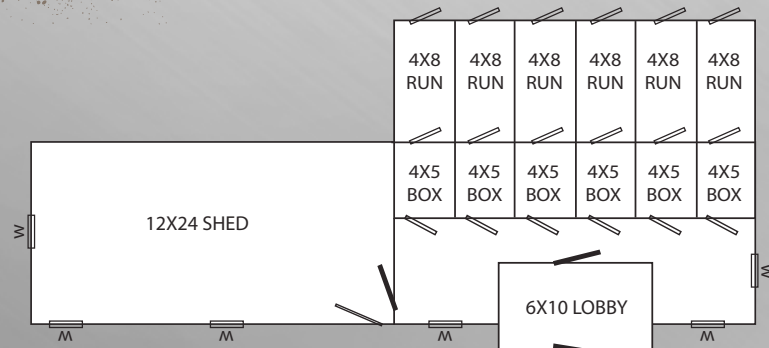
Traditional



12x48 Kennel

- Dormer
- Office

Shown with optional fake brick, vinyl board & batten siding, and vinyl cedar shakes on dormers.



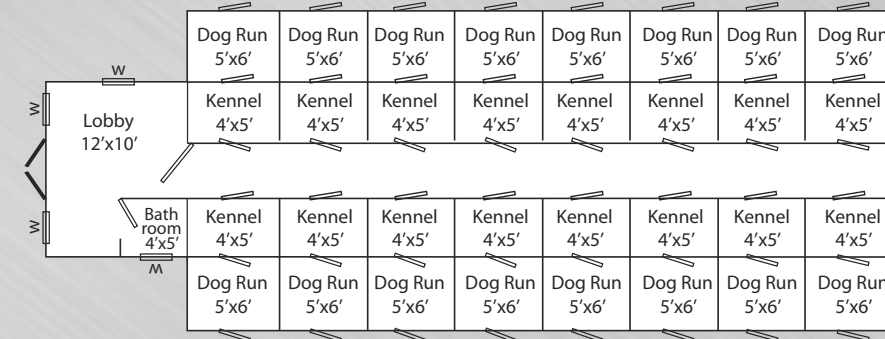
Traditional





12x50 16 Run Kennel

- Barn Red Metal
- White Trim
- White Metal Trim

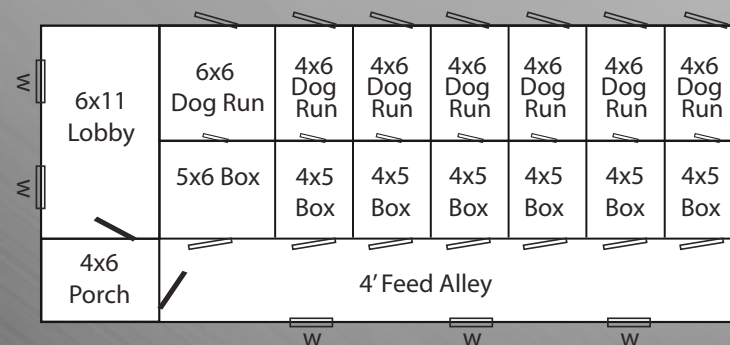


Shown with one 10x12 lobby,
one 4x5 bathroom, optional
metal siding and metal roof.

Traditional

15x36 Kennel

- 6x11 Lobby
- 7 Runs
- Almond Vinyl Siding
- Red Trim
- Charcoal Shingles



Traditional



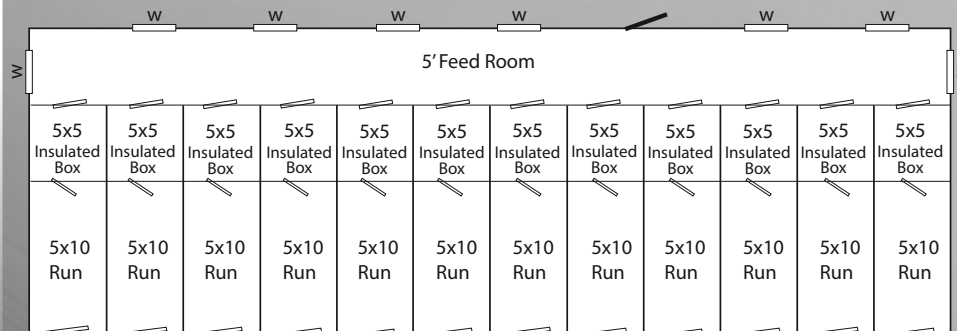


Traditional

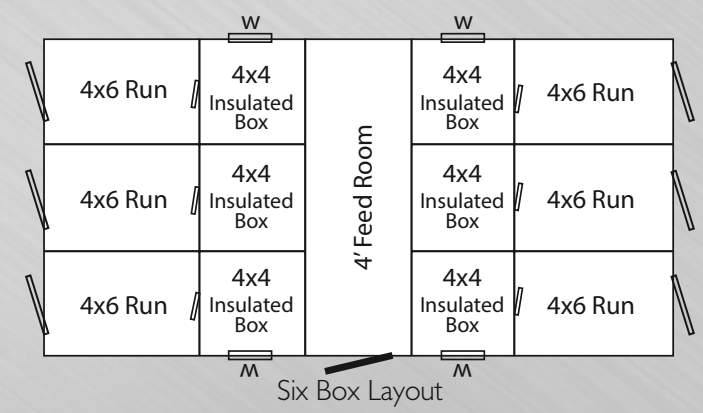
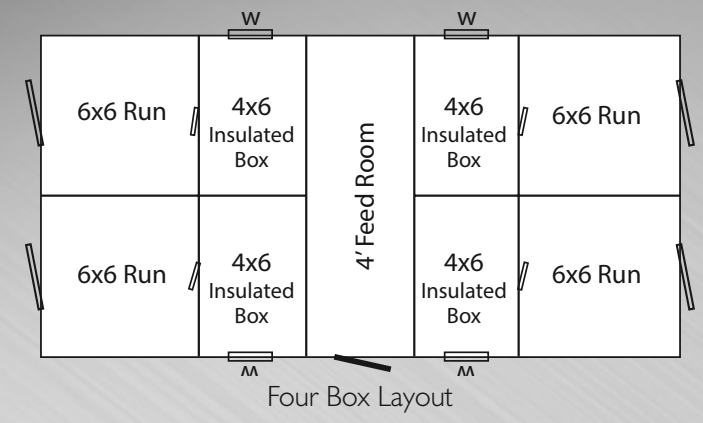


20x60 12-Box Kennel

Shown with optional Metal Siding & Roof, Welded Wire Panels, Drains, 36x40 Windows & 24" Dog Doors



20x60 kennel comes pre fabricated in two 10' wide sections. Finished on site.



12X24 Kennel

- Duratemp Siding
- Buckskin Siding
- White Trim
- Charcoal Shingles
- Four Windows



Shown with optional Deluxe Dog Doors

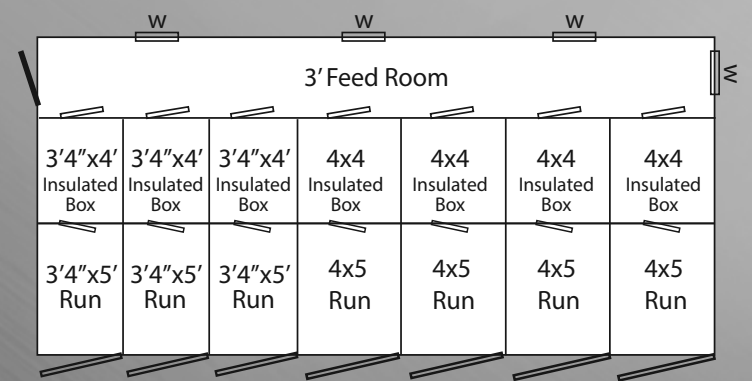
Traditional

12x26 Box Kennel

- Clay Paint
- Hunter Green Trim
- Weatherwood Shingles



Shown with optional Glassboard on Outside, Four 24" Dog Doors & 24x36 Windows



Traditional







12x18 Triple Kennel

- Beige Paint
- Black Trim
- Charcoal Shingles
- White Door

Capacity 3

Shown with optional Drain & 24x36 Windows



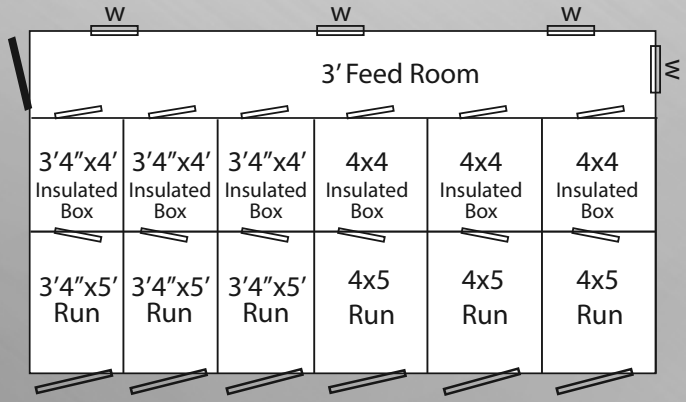
Traditional

12x22 6 Box Kennel

- Chestnut Paint
- Black Trim
- Charcoal Shingles

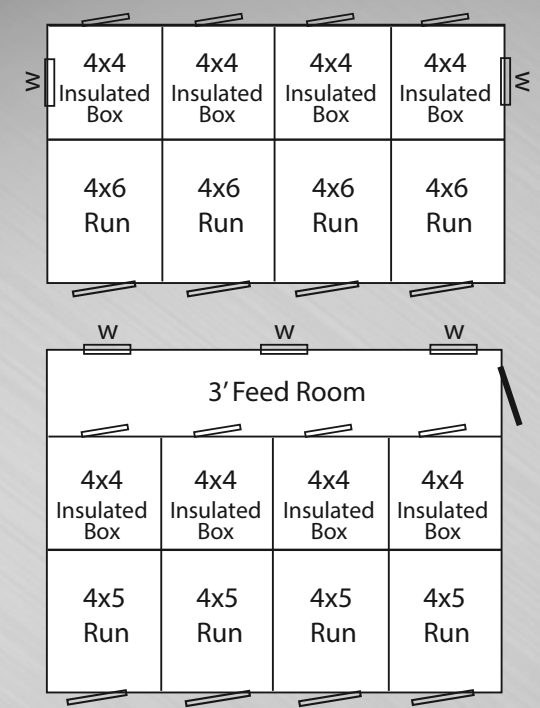
Shown with optional 11-Lite Pre-hung Door, & Raised Floor Inside & Out.

A raised floor allows you to put heat under the indoor boxes for a warm floor for whelping dogs. The Runs can have a partial wire floor for cleaner dogs.



Traditional





Also available in 12x16 with 3' Feed room.

10x16 Kennel

- Board & Batten Siding
- Cedar Stain
- Charcoal Shingles
- Four 4x6 Runs
- Four 4x4 Boxes
- Two Windows



Shown with optional Deluxe Dog Doors, Optional Electrical Package with Exterior Switch & 24x36 Windows

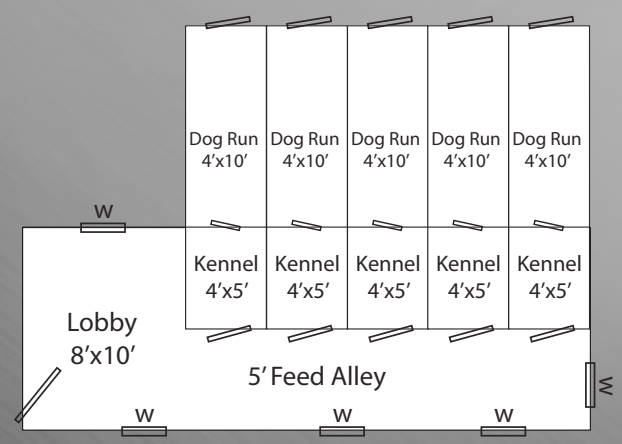
Traditional

10x28 Kennel

- 4' Overhang
- 10' Add On Runs



Shown with optional light stone metal siding colonial red metal roof and trim welded wire panels gable vent & exhaust fan

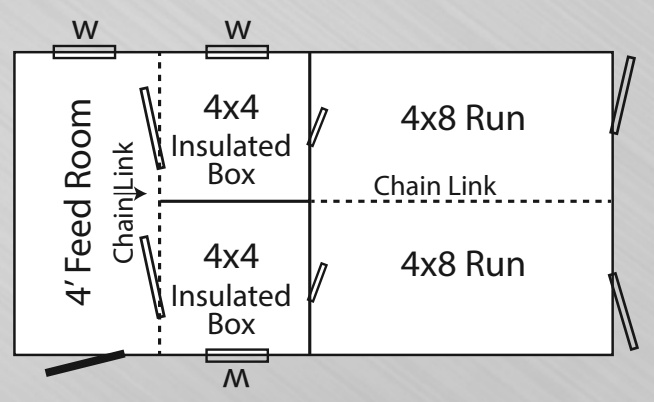


Traditional





Rear View of Shed and Box



8x16 Double Combo

- Board & Batten Siding
- Cedar Stain

Shown with optional Green Metal Roof



Capacity 2

Traditional

8x22 Kennel
w/ 4' overhang

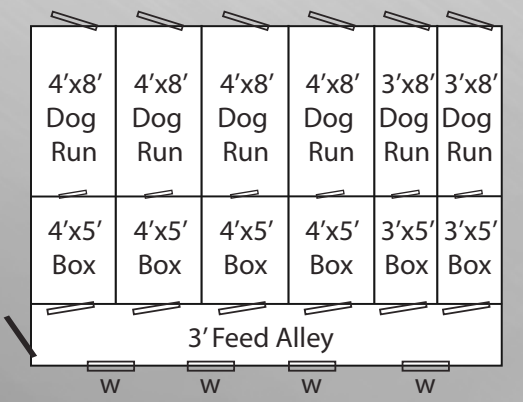
8x22 Add-on Run

- 4' Overhang
- 8x22 Add On Run

Shown with optional beige metal siding, brown metal roof, and turbine vent



Capacity 6



Traditional



Standard Features

The quality features you can expect in our kennel's construction

Dog Approved Housing



Cathedral Ceiling



Pressure Treated
2x4 Floor Joists
& 4x4 Runners



5/8" Smartfloor



Dura-Temp T-11
Painted



Board-N-Batten
Stained



Shingle Roof




R-13 Insulation



R-7 Spray Foam Floor



Trusscore



Polyurea Floor



Plexiglas Dog Doors
w/ Stainless Edging



PVC Decking on Runs



11.5 GA Chain link Panels



Entry Door



24x36 Double Pane
Windows

Upgrade Options (not shown)

R-7 to R-21 Spray Foam Insulation on Floor

R-7 to R-21 Spray Foam Insulation in Walls and Ceiling

A dog will teach you unconditional love. If you can have that
in your life, things won't be too bad."

—Robert Wagner



Options

Door & Window Options (Painted To Your Specifications)



Six Panel (standard)



9-Lite Door



Vinyl Shutters



36x36 Sliding Window
w/screen



Slat Shutters



Z Shutters



Vent-Lite Door



11-Lite Door



Pre-Hung Door



Screen Door

Feeding & Watering



Stainless Steel Automatic Water Bowl
• Chew proof • Time Saver • Avoid Spills



Stainless Steel Feeder Bowls
• Unbreakable Brackets • Accessible From Feed Alley



Stainless Steel Feeder
• Chew proof • Time Saver • Avoid Spills




Stainless Steel
Adjustable water nibble
bracket with nibble
• Easily Adjustable Height
• Constant Access
to Clean Water
For Your Dog



Hose Port
• Conveniently Attach a Hose
• Access Hot or Cold Water



Stainless Steel Feeder Bowls
• Wall Mount




Wash Tub
• A Must-Have for a Kennel
• Durable Construction
• Easy Clean

Cupolas and weathervane



39



38



40

Options Wash Down Options



8
Stainless Steel Wash Down Tray
 • Easy to Clean • Lasts A Lifetime • No More Chipping Epoxy
 • No More Rotting Floor



9
40" Long Stainless Steel Drain
 • Makes Wash Down Much Quicker And Easier

Plexiglas Dog Doors

• 17x20 Is our Standard Feature • Choose any size to fit your needs



Standard Dog Door



13 14 Standard 15 16
 17" x 30" 17" x 24" 17" x 20" 12" x 18" 10" x 15"

Fencing Options



17
Inside Kennel Divider Panel
 4' High Solid Azek
 • Standard Kennel
 Comes With All Wire Panels
 • Very Durable 3/4" Azek Panels
 • Very Popular Option



18
Hot Dipped Galvanized
 6-Ga Welded Wire Panels
 • Available In All Sizes
 • #1 Solution for Aggressive Breed Dogs



19
9-Ga Chain Link
 • Available In All Sizes

Water Heaters



10
L-P Hot Water Heater




11
Hot Water Heater
 120 volt




12
On Demand Water Heater
 Uses LP and Electric



20
Black Coated Fencing



21
Tenderfoot Wire
 • No Dirt-Trapping Corner Design •
 Openings Give Excellent Traction •
 Reduce The Dangers Of Leg Injuries By
 Slippage Or Entrapment.



22
Black Coated Wire

Options Heating & Cooling

23



We Understand How Critical it is to keep newborn puppies warm and comfortable. This is the best system to keep your puppies healthy.

Radiant Floor Heat System


- Available With 12 Volt Or 110 Volt Pump
- Comes Standard with R-21 Spray Foam Insulation in Floor and 3/8" Radiant Barrier
- Works Very Efficiently when installed with above standard Installation
- Competitive Pricing
- Less Stress

24



LP Puppy Pilot Heater

25



LP Puppy Heater

26



LP Cozy Direct Vent Wall Furnace
Blower kit also available
Requires 110 volt

27



Procom LP Wall Mount Heater

28



5000 BTU AC Unit (Installed)

29



Mini Split Heater/AC Unit
• Available in 9000 BTU or 12,000 BTU
• Requires 110 Volt A-C



Interior View of Mini Split Heater/AC Unit

Electrical Packaging

35



12 Volt Light Package
Includes: • 1 Light • 1 Light Switch
• More Lights can be added

36



Electrical Package
Includes:
• 1 Light
• 1 Receptacle
• 1 Light Switch
• Electrical Box
• More Lights and Receptacles can be added



37



Solar Package
• Includes One 230 Watt Solar Panel, Controller, Meter, Two 6 Volt Batteries
• Use for Exhaust Fan, 12 Volt Light Package, And Floor Heat Pumps

Vent & Exhaust Options

30



Exhaust Fan
• Available in 12 Volt or 110 Volt
• Programmable Timer

30



Exhaust Fan / inside view

31



Whirly Vent
• Energy Efficient
• Helps Ventilate for a Better Smelling Kennel

32



Gable Vent
• Draws hot Air out of Attic Space

33



Elite Gable Vent
• Added Detail to Beautify your Structure
• Draws hot Air out of Attic Space

34



110 volt Ceiling Fan with reversible variable speed switch, 27,000 CFM

Options Color Options

Metal Roofing & Siding



Cedar Shake (Optional)

Shingle Colors



Color Options


Vinyl Colors



Paint Colors



Stain Colors



Interiors

Interior Kennel Comparisons



Interior View Of 10x28 with 3' overhang, 8x10 lobby, 6x20 Add on runs and weatherwood shingles. Showing optional 11 lite arch door, sage vinyl siding, wood trim package, and welded wire panels.



Interior View Of 14X32 Showing Optional Raised Floor, Feeder Bowls, 4'High Solid Divider, Welded Wire Panels, New! Stainless Steel Wash Down Trays In Dog Boxes



Interior View Of 15x36 7 Run kennel with 6x11 lobby. Showing optional 6 gauge welded wire panels



Interior View Of 10x28 5 Run kennel with 3' overhang with 10' Add on runs. Showing welded wire panels and exhaust fan.



Interiors

Interior Kennel Comparisons



Interior View Of 20x60, shown optional interior 4ft high solid partition panel, feeder bowls in gates, welded wire panels, ceiling fan, exhaust fan



Interior View Of 20x60 Shown with optional three 5 ft x7 ft kennels for whelping



Interior View Of 10x28 showing optional floor heating, utility tub, hose port, welded wire panels with feeder bowls in gates

